

Sink Quadra R12

Kitchen Sinks

Code: 1718 050



DETAILS

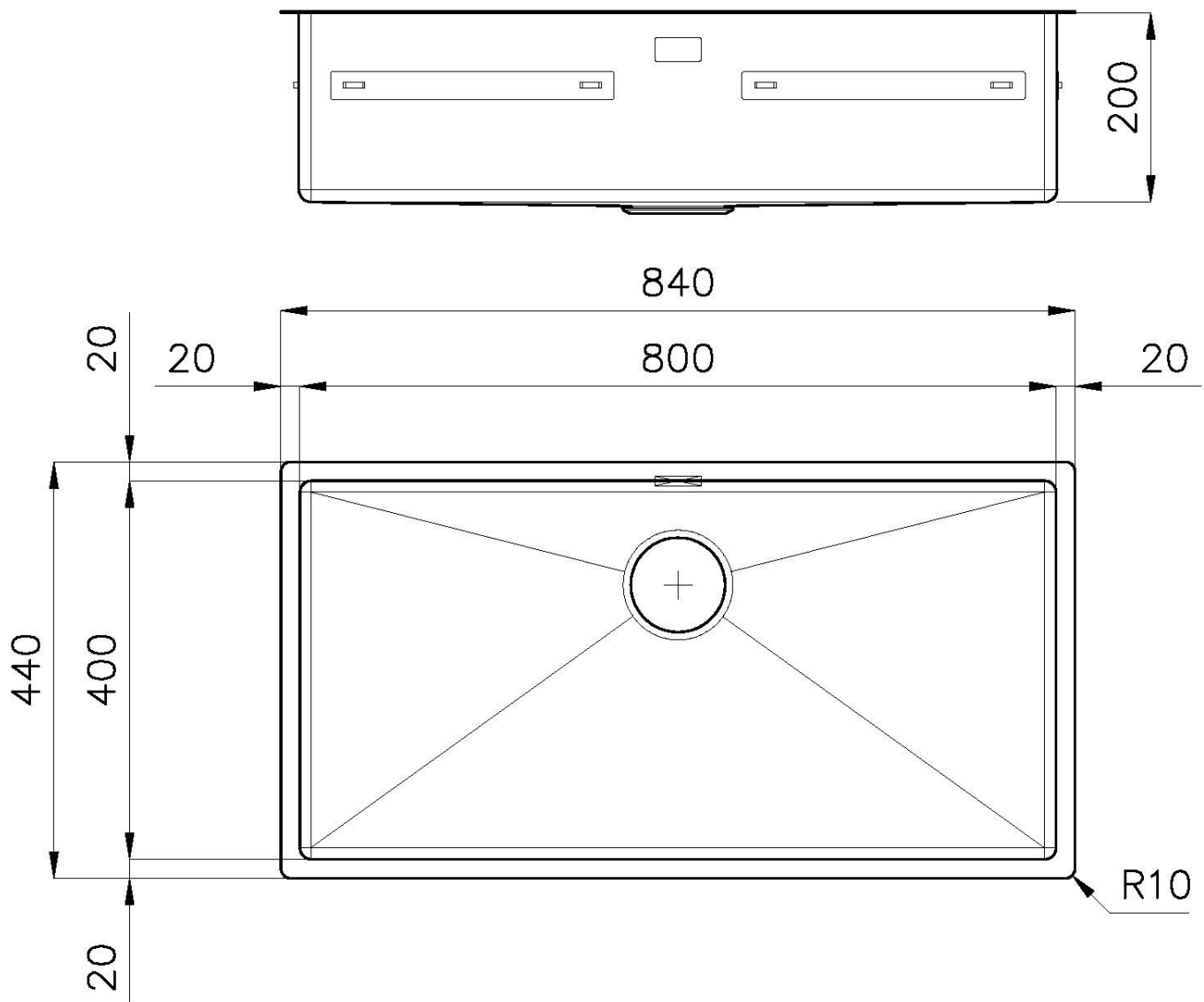
Material	AISI 304 stainless steel
Texture	Brushed in line
Finish	Foster brushed
Edge/Installation Type	Flush-mount Top-mount
Base	90 cm
Dimensions	840 x 440 mm
Bowl dimension	800 x 400 mm
Width	84 cm
Built-in hole	View technical data sheet

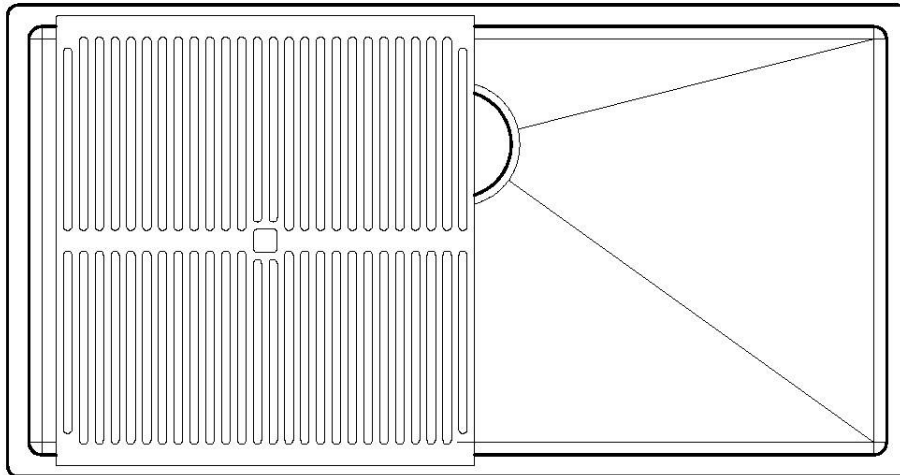
Number of bowls	1 bowl
Standard fittings	Fixing hooks, gasket, drain, overflow and siphon, boxed packing
Drainer	No
Mixer holes	No standard holes
Waste fitting	Drain SPACE 3,5"

FEATURES

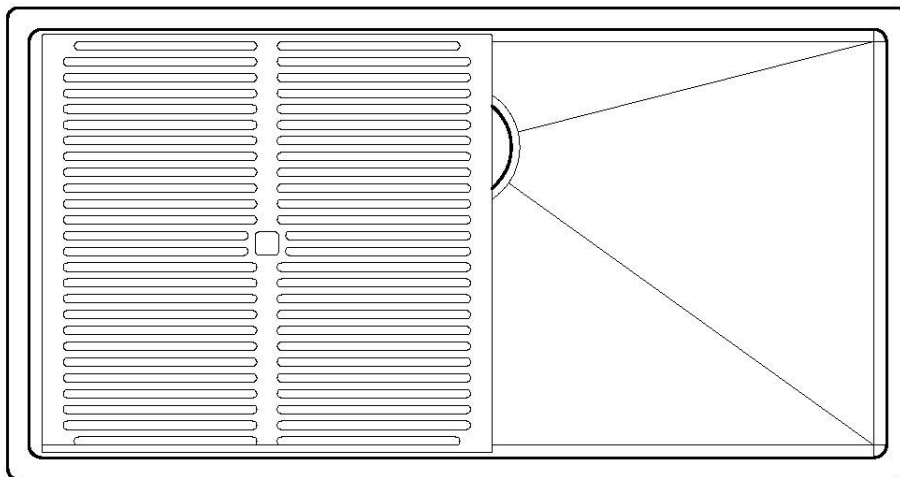
Deep bowls	This bowls reach an important depth, over 20 cm, thanks to the advanced production technology, that can be offer great capieny and practicity in all the washing operations.
Diamond-shape bottom	The draining of water is an important feature in a sink, and it's always taken good care of in Foster products. In the bent-welded sinks, which would have a flat bottom, the proper draining is guaranteed by the elegant beveling, which helps the water flow.
High thickness	1mm thick steel. A significant thickness, which guarantees the maximum sturdiness and durability.
Perimetral overflow	The overflow is always a security on the Foster sinks that prevents the overflow of water in case of oversights. The perimeter drain solution improves aesthetics thanks to its square and essential shape.
Small radius	Bowls with squared shapes with a modern design and an increased capacity, for a minimal aesthetics connected with an extreme practicity.

TECHNICAL DATA

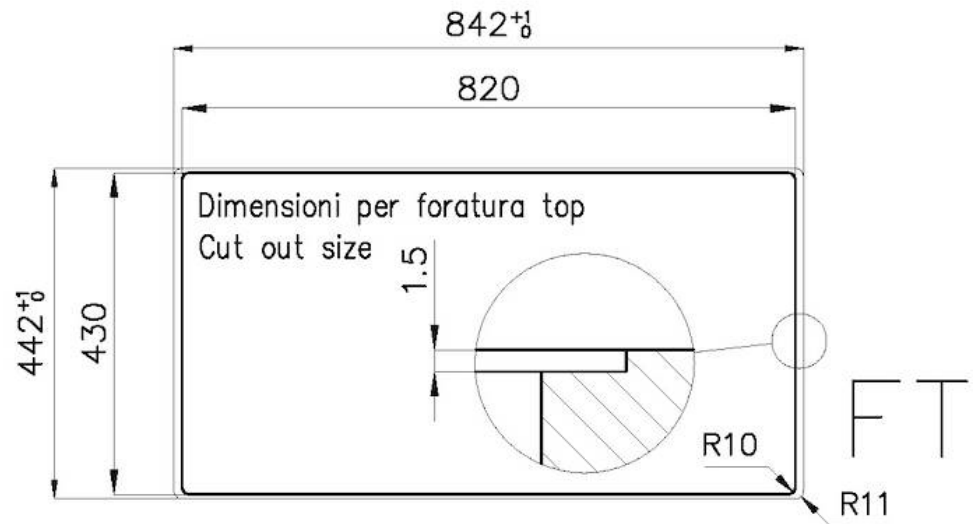




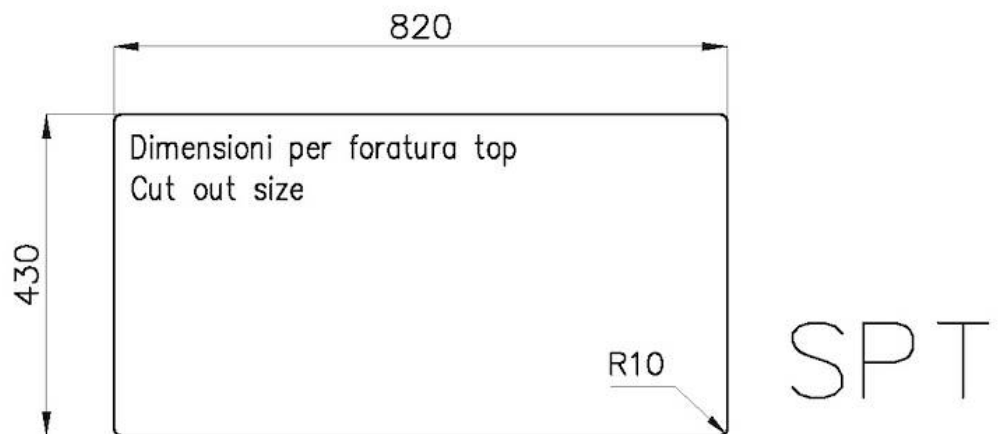
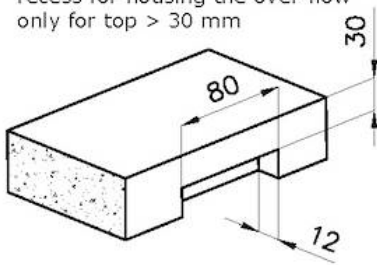
8100 617
POSIZIONATA A FILO VASCA / EDGE POSITIONING




8100 617
POSIZIONATA SUL FONDO / BOTTOM POSITIONING



intaglio per il troppo-pieno
solo con top > 30 mm
recess for housing the over-flow
only for top > 30 mm



GALLERY



EQUIPMENT



Black grid
8100 617

OPTIONAL ACCESSORIES



Glass chopping board
8631 300



Graters kit with ring-holder and food collection tray

8159 101

* only in combination with the accessory
8644 101



HDPE Chopping board
8657 001



HPDE Twin chopping board
8644 101



Iroko-wood sliding chopping board with stainless steel colander

8644 044



Stainless steel perforated tray

8151 000

* only in combination with the accessory
8644 101



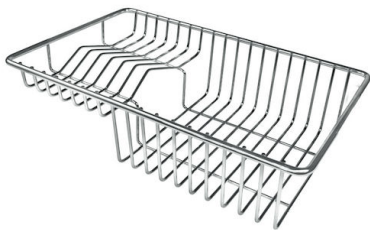
**Stainless steel perforated tray PVD
Copper**
8151 008



**Stainless steel perforated tray PVD
Gold**
8151 009

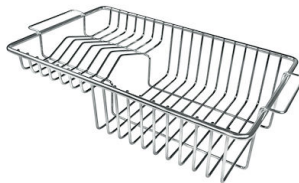


**Stainless steel perforated tray PVD
Gun Metal**
8151 006



Stainless steel plate rack
8100 303

* only in combination with the accessory
8644 101



Stainless steel plate rack
8100 201



Stainless steel basket
8611 000



White bowl
8153 100

RECOMMENDED PAIRINGS



Cooker hob KE
7602 032



Cooker hob KE Induction
7386 646



Mixer Tap Omega Plus
8497 020

OPTIONAL AUTOMATIC WASTE FITTINGS



Automatic waste fitting - PM
8407 113



Space automatic waste fitting - PA
8407 108



Space automatic waste fitting - PE
8407 109



**Space Light automatic waste fitting
- PL**
8407 117



**Space Push automatic waste fitting
- PP**
8407 116